

STATSBORARD

42.1 MILLION ANNUAL PASSENGERS (UP 7.3%)

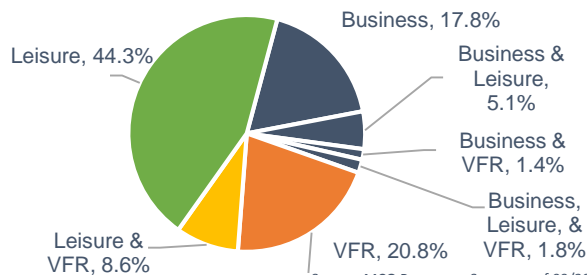
Rolling 12 Month Total: Feb 2016 to Jan 2017

↑ 7.3% **↑ 7.4%**
36.5 million **5.6 million**
 DOMESTIC INTERNATIONAL

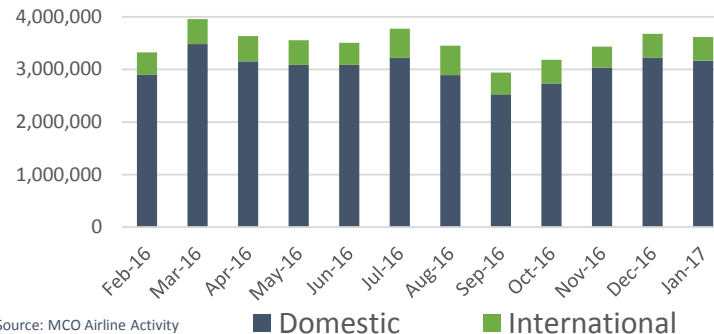
115,225 PASSENGERS/DAY
86.8% Domestic
13.2% International

90% O&D
10% CONNECTING
2.2 AVERAGE PARTY SIZE

TRIP PURPOSE



MONTHLY PASSENGERS



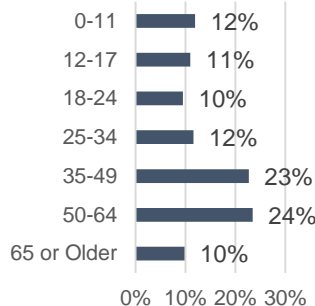
Source: MCO Airline Activity

AIRPORT RANKING

- 43RD – World Ranked by Total Passengers
- 14TH – U.S. Ranked by Total Passengers
- 8TH – U.S. Port of Entry for Non-U.S. Residents
- 6TH – U.S. Ranked by Domestic O&D Passengers

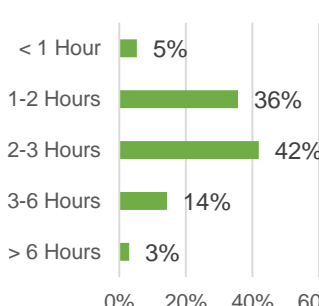


PASSENGER AGE



Source: MCO Passenger Survey as of 09/30/16

DWELL TIME



Source: MCO Passenger Survey as of 09/30/16

ANNUAL OPERATIONS

295,000 (807/day): Passenger Aircraft
318,000 (868/day): Total Aircraft

AIRLINES

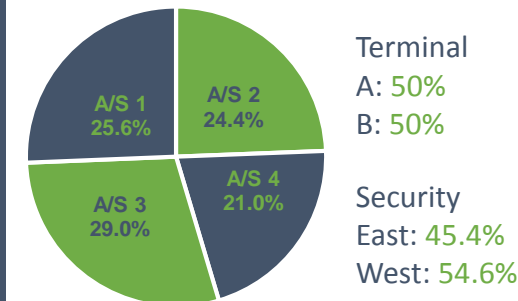
38 Commercial Airlines
5 Cargo Airlines

DESTINATIONS

81 Domestic
53 International

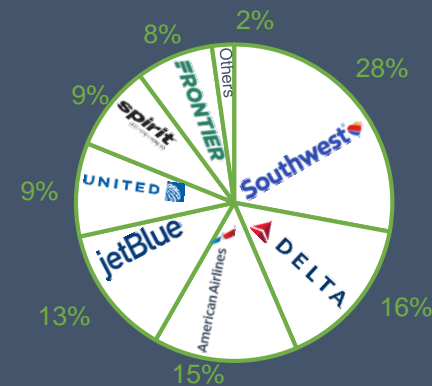
Source: MCO Airline Activity

PASSENGER TRAFFIC BALANCE



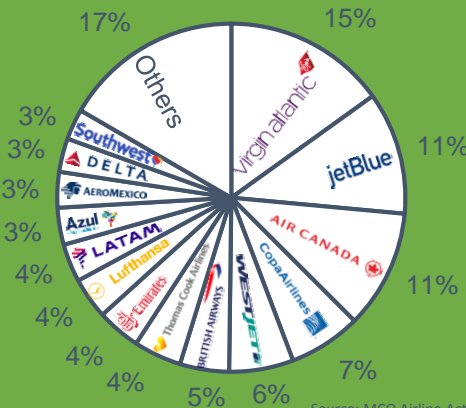
Source: MCO Airline Activity

DOMESTIC PASSENGER SHARE



Source: MCO Airline Activity

INTERNATIONAL PASSENGER SHARE



Source: MCO Airline Activity